

Get Unstuck In Just 30 Mins or Less By Following This 19-Point **YouTube** Action Checklist

And Build The Successful YouTube Channel You Always Wanted



Welcome and Thank You!

..FOR DOWNLOADING THE
19-POINT YOUTUBE ACTION
CHECKLIST

WHEN YOU APPLY THESE STEPS, YOU
WILL NOT ONLY GET UNSTUCK, YOU
WILL HAVE THE MEANS TO START
BUILDING A SUCCESSFUL YOUTUBE
CHANNEL!



WANT TO ASK A QUESTION?
YOU'LL FIND ME HANGING OUT AT
THE PLACES BELOW

Jane Atkinson

simplevideomarketingsolutions.com/contact-me





19 POINT Action Checklist

Are you stuck in the YouTube starting blocks, or suffering from procrastination, overwhelm, or creators block, when it comes to making videos your audience will love?

If so, then this '19 Point Action Checklist' is made just for you.

This checklist outlines an approach that you can implement immediately to break free of your challenges and get moving in terms of consistent video creation your viewers won't be able to resist.

The secret is to just get started with what you have. Don't be the one with 'all the gear and no idea!' It's far more beneficial to dive in and hone your actual skills and build your experience with the kit you have, than to wait until you have high-end equipment that will most likely overwhelm you and over complicate the whole process!





19 POINT Action Checklist





- ☒ Research your niche and brainstorm several video ideas in one session
- ☐ Plan videos that benefit your audience, the videos are not for you!
- ☐ Do your keyword research first, before starting filming
- ☐ Decide on your video title before you shoot, so you can include in intro
- ☐ Add the top keyword phrases you find into your script or bullet points
- ☐ Plan video outline including hook for first 30 seconds plus key call to actions (CTA's) throughout
- ☐ Actively block out time in your schedule to shoot videos
- ☐ Batch record videos to benefit from gear and lighting set-up and your voice energy level
- ☐ Check gear before filming, batteries, lights, microphones & clean lenses
- ☐ Do a few minute test take and check it, so you know the audio etc is all working before going for a full take
- ☐ Once test take is good, lock down camera/audio settings to lock frame in
- ☐ Always check your background filming area for unwanted items or objects
- ☐ Have available a few clothing changes, so each video looks different
- ☐ Shoot stills for thumbnails/b-roll footage at the same time you record
- ☐ Batch search sound effects & royalty/copyright free music for editing
- ☐ Batch search and save royalty free stock footage for use in editing
- ☐ Actively block out time to batch edit your recordings
- ☐ Once you have a few videos ready, upload on a consistent schedule
- ☐ Rinse & repeat! Your skills will improve exponentially with each video





19 POINT Action Checklist

For even more tips & hacks, watch these videos:-

-  [YouTube Video Content Creation Tips](#)
-  [Best Keyword Research Tools for YouTube](#)
-  [How to Grow Your YouTube Channel Fast](#)
-  [How to Make Clickable Custom Thumbnails](#)

Here is a list of the Tools & Resources I use and recommend, that save me time, money, or both..



[Keywords Everywhere](#)

[MorningFame](#)

[Tube Buddy](#)

[PromptSmartPro](#)

[Thumbnail Blaster](#)

[Techsmith - Camtasia](#)

[Trello](#)

[Canva](#)



DISCLOSURE: I sometimes review or link to products and services I regularly use and think you might find helpful. Wherever possible I use affiliate links, which means if you click one of the links in a video, or in this document and make a purchase, I may receive a small commission or other compensation. Mostly however I use my affiliate link so that **YOU can get a free trial, a better price, or benefit in some other way.** If for some reason you have an aversion to using my link, we're all adults here, simply go to the main URL of the site mentioned and use that instead, we'll still be friends.



19 POINT Action Checklist

Finally, remember that if you're willing to take consistent imperfect action, cut out the fluff in how you approach your video creation process and tackle it in a cool, calm and methodical way, there's nothing here you can't do.



Courses, Webinars and Reports are great... But sometimes you just need to speak to a real person...

Click below to get fresh ideas, solve challenges and build a plan personalized for you... all in one powerful hour!

[Power Hour 1:1
Accelerator Call](#)

